



**STRONG PARTNERS.
TOUGH TRUCKS.™**

TA60UT

SEATED ELECTRIC TOW TRACTOR

WWW.HYSTER.COM

The Hyster® seated electric tow tractor TA60UT combines ergonomic features and reliable performance with energy efficient technology. Low maintenance delivers increased productivity and reduced operational costs.

Productivity

- High-power maintenance free AC drive motor
- Impressive pulling performance
- Seamless travel and maneuverability
- Rear dual-position tow coupling
- Ergonomic layout to maximize operational efficiency and safety
- Adjustable seat and steering column
- Multi-function LCD dash display
- Automatic electromagnetic parking brake
- Audible reverse alarm

Serviceability

- Easy access for fast and efficient servicing
- Simple, readily available components
- Computer based diagnostics not required

Safety and Structural Design

- Operator Presence System (OPS)
- Non-slip, uncluttered floor plate
- Drive axle design and low center of gravity helps provide stability
- Emergency stop button
- Audible reverse alarm
- High-quality, robust components
- Low-noise level

Optional Features

- Battery side extraction
- Keyless key switch (password)
- Blue light and strobe light
- Document storage compartment



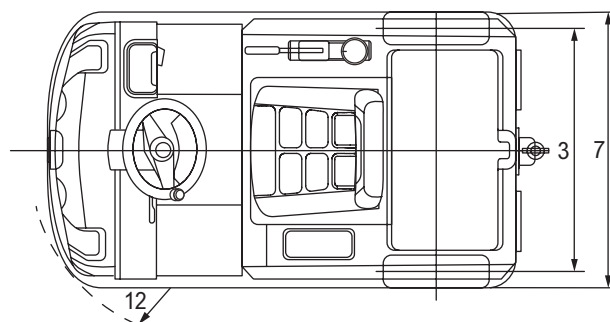
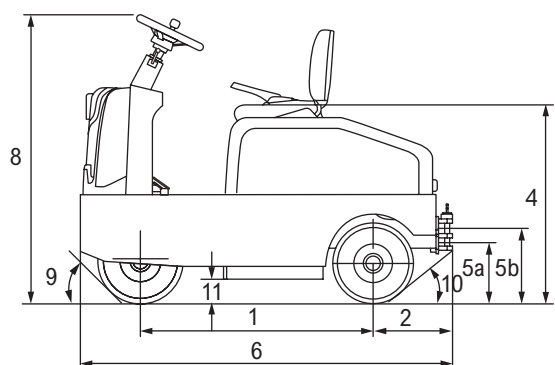
Easy service access via back cover



Ergonomic operator compartment



Informative LCD dash display




MODEL		TA60UT
Power type		36-volt
Operator type		Seated
Rated capacity	lb (kg)	6,614 (3,000)
Drawbar pull, 60 min rating	lbf (N)	168.6 (750)
Max drawbar pull, 5 min rating	lbf (N)	*
Wheelbase	[1] in (mm)	41.54 (1,055)
Rear load distance	[2] in (mm)	15.04 (382)
Service weight	lb (kg)	1,719.6 (780)
Axle loading, unladen front / rear	lb (kg)	683.4 (310) / 1,036.2 (470)
Front, tire size / type (no. of wheels)		15 x 4.5 - 8 Solid (1)
Rear, tire size / type (no. of wheels)		15 x 4.5 - 8 Solid (2)
Wheel tread, front	in (mm)	n/a
Wheel tread, rear	[3] in (mm)	33.86 (860)
Seat height / STD	[4] in (mm)	35.8 (910)
Coupling height	[5a / 5b] in (mm)	11 (280) / 13.78 (350)
Overall length	[6] in (mm)	67.71 (1,720)
Overall width	[7] in (mm)	38.1 (968)
Overall height (excluding cab)	[8] in (mm)	50 (1,270)
Approach angle	[9] degrees	≥54
Departure angle	[10] degrees	≥37
Min ground clearance	[11] in (mm)	3.54 (90)
Turning radius	[12] in (mm)	58.66 (1,490)
Travel speed, unladen	mph (km/h)	6.21 (10)
Travel speed, laden	mph (km/h)	4.35 (7)
Gradeability, laden / unladen	%	7 / 12
Service brake / parking brake		Hydraulic / electromagnetic
Drive control		AC
Drive motor rating *S2 60 min	hp (kW)	4 (3)
Battery ampere hours	Ah	250
Battery weight	lb (kg)	445.3 (202)
Sound level at the drivers ear according to EN / DIN 12053	dB (A)	68



Hyster Company
P.O. Box 7006
Greenville, North Carolina
27835-7006
Part No. TA60UT-BTG
5/2021 Litho in U.S.A.

Visit us online at www.hyster.com or call us at **1-800-HYSTER-1**.

Hyster,  and STRONG PARTNERS, TOUGH TRUCKS, are registered trademarks in the United States and certain other jurisdictions. Hyster products are subject to change without notice.

Trucks may be shown with optional equipment. © 2021 Hyster Company. All rights reserved.